




Notation for Indian Drums
Anybody Can Play PIANO app
TEACH ME: LEVEL 1

Indian Drums



Right Hand Alone

Karla Crossett



Indian Drums

Left Hand Alone





Notation for Indian Drums
Anybody Can Play PIANO app
TEACH ME: LEVEL 2

Indian Drums

Hands Together

Karla Crossett

The first system of musical notation consists of two staves, Treble and Bass clef, joined by a brace on the left. The music is written in a 4/4 time signature. The melody in the Treble clef starts on G4 and moves stepwise up to D5, then down to C5, B4, A4, and G4. The bass line in the Bass clef starts on G3 and moves stepwise up to D4, then down to C4, B3, A3, and G3. The piece concludes with a final whole note G4 in the Treble clef and a final whole note G3 in the Bass clef.

The second system of musical notation consists of two staves, Treble and Bass clef, joined by a brace on the left. The melody in the Treble clef starts on G4 and moves stepwise up to D5, then down to C5, B4, A4, and G4. The bass line in the Bass clef starts on G3 and moves stepwise up to D4, then down to C4, B3, A3, and G3. The piece concludes with a final whole note G4 in the Treble clef and a final whole note G3 in the Bass clef.



Notation for Indian Drums
Anybody Can Play PIANO app
TEACH ME: LEVEL 3

Indian Drums

Karla Crossett

GENERAL INFORMATION

Indian Drums is one the easiest contrary motion songs on the app... number 4 on the Level 3 list, number 8 on the Level1 list! Students like the double note bass sound.

Here again, once it has been learned well enough, have students play it with the SHOW ME part of the app - probably in the slow version. It has to be played in a very steady tempo.

Reviewing notes and their values is good at this point. If students have not yet started the NOTES part of the app, it would be a good idea to look at the notation and show the “ups” and “downs” of the notes as well as the “sames”. These all match the sounds... amazing!